

COMPSTAT

Citywide Profile

4/1/2009 to 6/30/2009

Chief of Police









































Richard Biehl

Assistant Chief: Asst. Chief Wanda Smith
Administrative Services: Major Mark E. Ecton
Special Investigations: Major E. Mitchell Davis
Patrol Operations: Major Mark P. Hess
Professional Standards: Major Jerry Smith

** Data updated as of 7/8/2009 **

ALL CRIMES			4/1/2009 TO 6/30/2009	12/31/2008 TO 3/31/2009	% Change	10/1/2008 TO 12/30/2008	% Change	YTD 2009	YTD 2008	2009 % Change	YTD 2007	2007 % Change	
1. Part 1 (Violent)													
✖	MURDER AND NONNEGLIGENT MANSLAUGHTER	🔍	13	9	44 %	3	333 %	22	21	⚠️	5 %	14	57 %
✔	FORCIBLE RAPE	🔍	28	33	-15 %	29	-3 %	60	84	✔️	-29 %	84	-29 %
✔	ARMED ROBBERY	🔍	75	89	-16 %	124	-40 %	161	157	⚠️	3 %	148	9 %
✔	COMMERCIAL ARMED ROBBERY	🔍	15	22	-32 %	36	-58 %	35	38	✔️	-8 %	42	-17 %
✖	COMMERCIAL UNARMED ROBBERY	🔍	14	9	56 %	7	100 %	23	20	✖️	15 %	32	-28 %
✖	UNARMED ROBBERY	🔍	68	55	24 %	73	-7 %	123	137	✔️	-10 %	111	11 %
✖	AGGRAVATED ASSAULT	🔍	173	132	31 %	153	13 %	304	289	✖️	5 %	318	-4 %
✖	TOTAL PART 1 (VIOLENT)		386	349	11 %	425	-9 %	728	746	✔️	-2 %	749	-3 %
2. Part 1 (Property)													
✖	COMMERCIAL ARSON	🔍	11	9	22 %	4	175 %	19	22	✔️	-14 %	13	46 %
✖	RESIDENTIAL ARSON	🔍	46	24	92 %	37	24 %	68	51	✖️	33 %	60	13 %
✖	COMMERCIAL BURGLARY	🔍	120	81	48 %	110	9 %	201	255	✔️	-21 %	325	-38 %
✖	RESID BURGLARY/GARAGE-SHED	🔍	59	36	64 %	45	31 %	95	146	✔️	-35 %	119	-20 %
✖	RESIDENTIAL BURGLARY	🔍	579	421	38 %	582	-1 %	991	1102	✔️	-10 %	1059	-6 %
✖	POCKET-PICKING	🔍	15	11	36 %	9	67 %	25	22	✖️	14 %	14	79 %
✖	PURSE-SNATCHING	🔍	16	15	7 %	8	100 %	31	9	✖️	244 %	5	520 %
✔	SHOPLIFTING	🔍	60	94	-36 %	78	-23 %	152	173	✔️	-12 %	251	-39 %
✔	THEFT FROM BUILDING	🔍	136	146	-7 %	200	-32 %	281	450	✔️	-38 %	396	-29 %
✖	THEFT FROM COIN-OPERATED MACHINE/DEVICE	🔍	2	0	200 %	3	-33 %	2	3	✔️	-33 %	6	-67 %
✖	THEFT FROM MOTOR VEHICLE	🔍	385	360	7 %	374	3 %	737	695	✖️	6 %	758	-3 %
✔	THEFT OF MOTOR VEHICL PARTS/ACCESSORIES	🔍	64	65	-2 %	68	-6 %	129	257	✔️	-50 %	275	-53 %
✖	ALL OTHER LARCENY	🔍	546	406	34 %	424	29 %	948	927	⚠️	2 %	1010	-6 %
✔	MOTOR VEHICLE THEFT	🔍	167	189	-12 %	255	-35 %	353	585	✔️	-40 %	839	-58 %
✖	TOTAL PART 1 (PROPERTY)		2206	1857	19 %	2197	0 %	4032	4697	✔️	-14 %	5130	-21 %

ALL CRIMES			4/1/2009 TO 6/30/2009	12/31/2008 TO 3/31/2009	% Change	10/1/2008 TO 12/30/2008	% Change	YTD 2009	YTD 2008	2009 % Change	YTD 2007	2007 % Change	
3. Part 2 (Violent)													
✓	KIDNAPING/ABDUCTION		23	34	-32 %	26	-12 %	57	43	✗	33 %	37	54 %
✗	FORCIBLE FONDLING		18	12	50 %	13	38 %	30	52	✓	-42 %	38	-21 %
✗	SIMPLE ASSAULT		1141	904	26 %	828	38 %	2035	2120	✓	-4 %	1776	15 %
✗	MENACING		363	237	53 %	205	77 %	599	514	✗	17 %	461	30 %
✓	INCEST		0	1	-100 %	4	-400 %	1	12	✓	-1,100 %	11	-1,000 %
✓	STATUTORY RAPE		0	0	0 %	0	0 %	0	0	✓	0 %	0	0 %
✗	TOTAL PART 2 (VIOLENT)		1545	1188	30 %	1076	44 %	2722	2741	✓	-1 %	2323	17 %
4. Part 2 (Property)													
✓	EXTORTION/BLACKMAIL		0	0	0 %	0	0 %	0	0	✓	0 %	0	0 %
✓	COUNTERFEITING/FORGERY		19	19	0 %	37	-49 %	38	80	✓	-53 %	71	-46 %
✓	STOLEN PROPERTY OFFENSES (RECEIVING,ETC)		38	57	-33 %	63	-40 %	95	138	✓	-31 %	153	-38 %
✗	DESTRUCTION/DAMAGE/VANDALISM OF PROPERTY		749	574	30 %	601	25 %	1308	1403	✓	-7 %	1456	-10 %
✓	BRIBERY		0	1	-100 %	0	0 %	1	1	✓	0 %	0	100 %
✗	BAD CHECKS		5	1	400 %	1	400 %	6	6	✓	0 %	3	100 %
✗	TOTAL PART 2 (PROPERTY)		811	652	24 %	702	16 %	1448	1628	✓	-11 %	1683	-14 %
5. Disorder													
✓	PORNOGRAPHY/OBSCENE MATERIAL		0	6	-600 %	0	0 %	6	6	✓	0 %	2	200 %
✓	BETTING/WAGERING		0	0	0 %	0	0 %	0	1	✓	-100 %	0	0 %
✓	OPERATING/PROMOTING/ASSISTING GAMBLING		1	1	0 %	0	100 %	2	1	✗	100 %	3	-33 %
✓	PROSTITUTION		10	16	-38 %	23	-57 %	26	19	✗	37 %	15	73 %
✗	ASSISTING OR PROMOTING PROSTITUTION		201	153	31 %	140	44 %	354	320	✗	11 %	384	-8 %
✓	WEAPON LAW VIOLATIONS		109	114	-4 %	157	-31 %	221	302	✓	-27 %	343	-36 %
✓	CURFEW/LOITERING/VAGRANCY VIOLATIONS		0	0	0 %	0	0 %	0	1	✓	-100 %	3	-300 %
✓	DISORDERLY CONDUCT		173	182	-5 %	138	25 %	354	350	⚠	1 %	310	14 %
✓	DRUNKENNESS		0	0	0 %	0	0 %	0	0	✓	0 %	2	-200 %
✓	FAMILY OFFENSES, NONVIOLENT		0	0	0 %	0	0 %	0	2	✓	-200 %	0	0 %
✓	LIQUOR LAW VIOLATIONS		10	15	-33 %	23	-57 %	25	44	✓	-43 %	48	-48 %
✓	PEEPING TOM		0	0	0 %	1	-100 %	0	2	✓	-200 %	0	0 %
✗	RUNAWAY		1	0	100 %	1	0 %	1	1	✓	0 %	0	100 %
✓	TRESPASS OF REAL PROPERTY		172	185	-7 %	145	19 %	355	356	✓	0 %	458	-22 %

ALL CRIMES			4/1/2009 TO 6/30/2009	12/31/2008 TO 3/31/2009	% Change	10/1/2008 TO 12/30/2008	% Change	YTD 2009	YTD 2008	2009 % Change	YTD 2007	2007 % Change	
	ALL OTHER OFFENSES		793	780	2 %	741	7 %	1563	1775		-12 %	1940	-19 %
	TOTAL DISORDER		1470	1452	1 %	1369	7 %	2907	3180		-9 %	3508	-17 %
6. Drug/Narcotics													
	DRUG/NARCOTIC VIOLATIONS		367	405	-9 %	294	25 %	771	1015		-24 %	1029	-25 %
	DRUG EQUIPMENT VIOLATIONS		185	203	-9 %	148	25 %	387	495		-22 %	526	-26 %
	TOTAL DRUG/NARCOTICS		552	608	-9 %	442	25 %	1158	1510		-23 %	1555	-26 %
9. Other Crimes													
	NON-REPORTABLE		159	113	41 %	82	94 %	271	256		6 %	227	19 %
	TRAFFIC		276	258	7 %	281	-2 %	530	530		0 %	497	7 %
	JUSTIFIABLE HOMICIDE		0	0	0 %	0	0 %	0	0		0 %	0	0 %
	FALSE PRETENSES/SWINDLE/CONFIDENCE GAME		87	83	5 %	63	38 %	170	140		21 %	118	44 %
	CREDIT CARD/AUTOMATED TELLER MACHINE		2	1	100 %	2	0 %	3	10		-70 %	6	-50 %
	IMPERSONATION		12	10	20 %	15	-20 %	22	28		-21 %	14	57 %
	WELFARE FRAUD		5	2	150 %	2	150 %	7	0		700 %	0	700 %
	TOTAL OTHER CRIMES		541	467	16 %	445	22 %	1003	964		4 %	862	16 %
	TOTAL ALL CRIMES		7511	6573	14 %	6656	13 %	13998	15466		-9 %	15810	-11 %

Citywide Profile 4/1/2009 to 6/30/2009

Include Unfounded? False Include Attempts? True

Added Crimes: [NONE]

Neighborhood: Sector: Beat: